








Senior players: How to register

Senior players: How to register

Important note: To be able to register for a club, you will need to create a Rugby Xplorer profile first.

Once you have created a profile, open to app or open the link in Step 1 on your PC/Laptop

Step	Information
1	<p>Open the Rugby Xplorer app.</p> 
	<p>Of is using a laptop or PC you can create a profile by click on the link. Create a profile: click here</p>
2	<p>Select the Register Option</p> 
3	<p>Choose the Find a Club option</p> 
4	<p>Select your name in the Who would you like to register option.</p>
5	<p>Enter the club name that you would like to register for in the search bar.</p> <p>Which club would you like to register to?</p> <p>Search for your club by name or location.</p> 
6	<p>Choose your registration type.</p> <p>Registration type</p> <p>Select the role that applies to you, choose the registration type and how long you want to register for</p> 
7	<p>Role: Player Registration Type: Choose which option applies to you. Duration: Season</p>
8	<p>After step 7 Rugby Xplorer will let you know if the club's registrations are open.</p>
9	<p>Personal Details: Check all the details are correct and then click next.</p>
10	<p>Profile Photo: You can upload a portrait photo from your phone library off your phone, or from a folder on your PC, then click next. PLEASE MAKE SURE IT IS A PORTRAIT PHOTO.</p>
11	<p>Additional details: Complete any missing fields then click next.</p>
12	<p>Emergency Contact Information: Add this information if you did not create it in your profile.</p>

13	<p>Additional questions:</p> <ol style="list-style-type: none">1. The club will ask you to answer some questions.2. Let the club know if you have any medical conditions they need to be aware of.3. If you have played overseas and are returning for the season, select yes. If you have not then select no.4. Answer NZ Rugby question <p>Then click next</p>
14	<p>Registration Summary: Check the details are correct and then tick the "I have read and acknowledge the National Terms and Conditions. Depending on whether your club requires payment or not, click Pay to complete your registration.</p>
15	<p>You should receive an email confirming your registration.</p>